



**Zoning Resolution**

THE CITY OF NEW YORK  
Eric Adams, Mayor

CITY PLANNING COMMISSION  
Daniel R. Garodnick, Chair

**139-54 - Special Design Standards**

File generated by <https://zr.planning.nyc.gov> on 4/1/2025

## 139-54 - Special Design Standards

LAST AMENDED  
11/23/2021

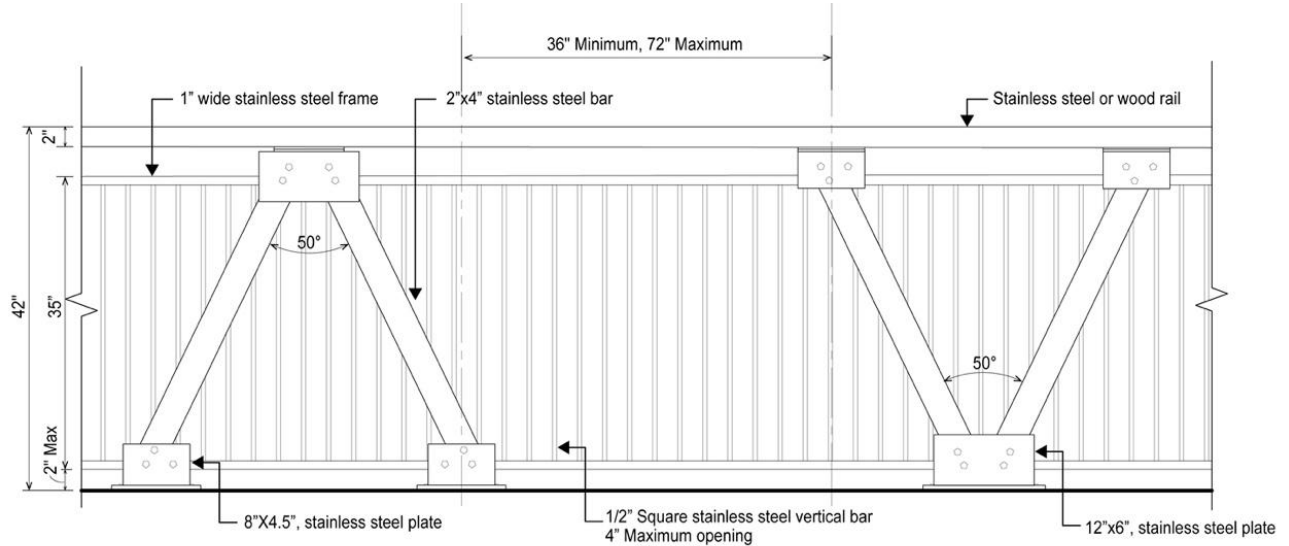
The design requirements of Section [62-60](#) (DESIGN REQUIREMENTS FOR WATERFRONT PUBLIC ACCESS AREAS) are modified by the provisions of this Section, inclusive.

## 139-541 - Special design standards for guardrails

LAST AMENDED  
11/23/2021

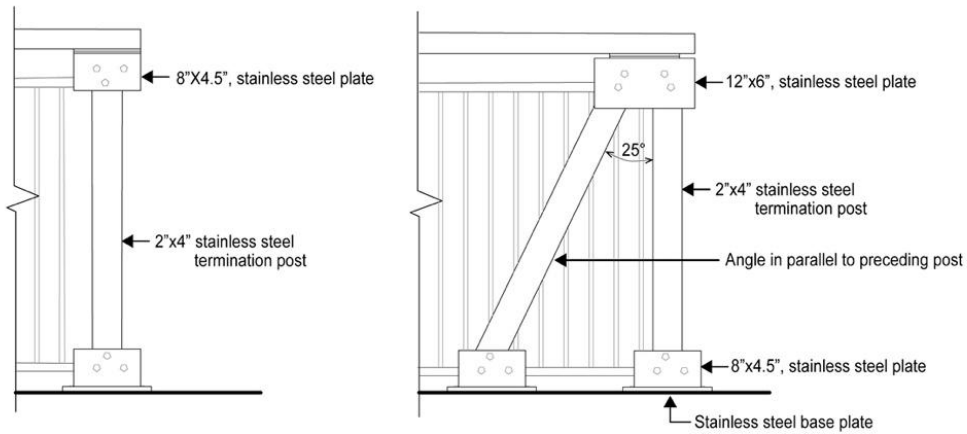
In addition to the provisions of paragraph (a) of Section [62-651](#) (Guardrails, gates and other protective barriers), guardrails shall comply with the illustrations provided in either paragraph (a) or (b) of this Section, or shall be of a comparable design which is the minimum modification needed. Where modification is sought, it shall be deemed suitable by the Chairperson of the City Planning Commission in consultation with the Department of Parks and Recreation (DPR).

(a) Option 1: vertical bar guardrail



GUARDRAIL (TYPICAL)  
Front Elevation

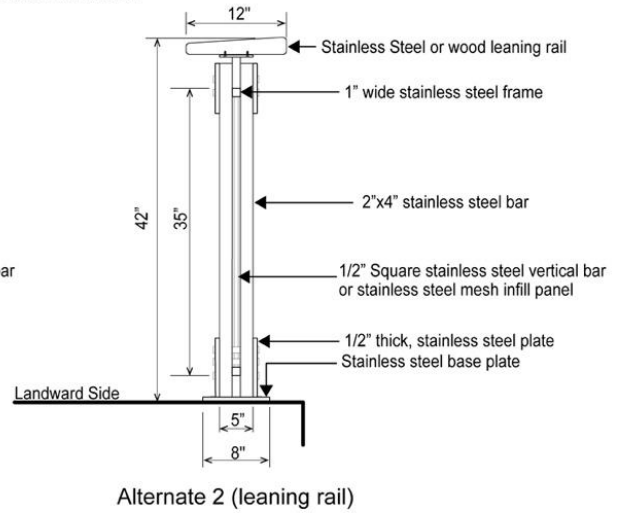
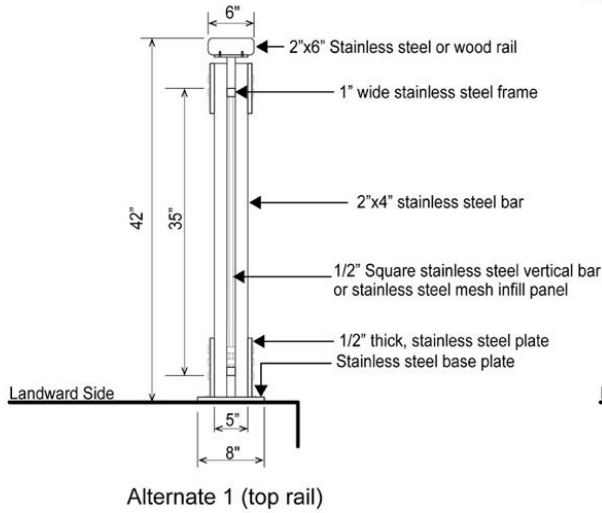
GUARDRAIL TERMINATION  
Front Elevation



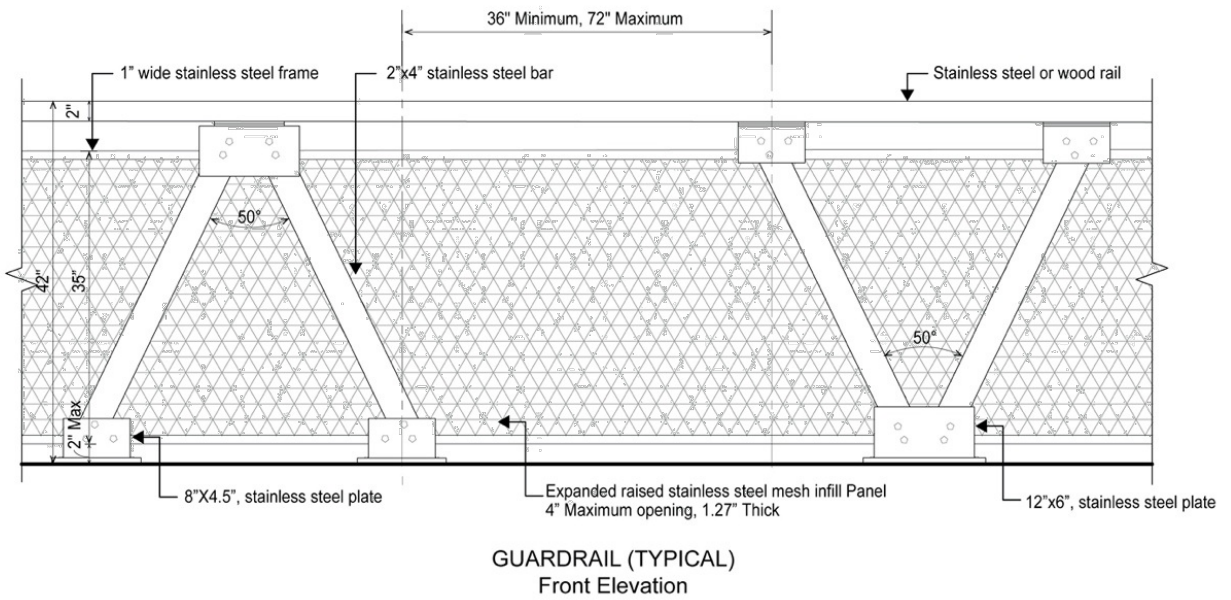
Alternate 1

Alternate 2

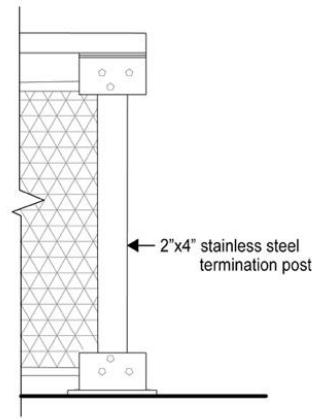
GUARDRAIL (TYPICAL)  
Side Elevation



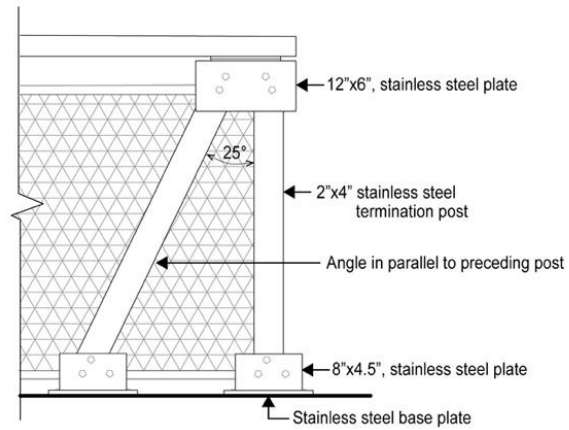
(b) Option 2: mesh guardrail



**GUARDRAIL TERMINATION**  
Front Elevation

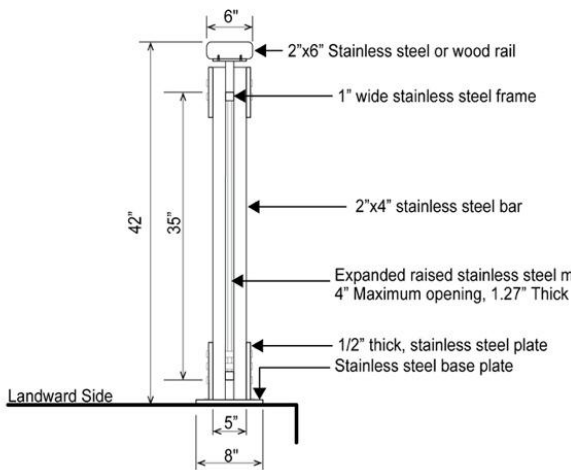


Alternate 1

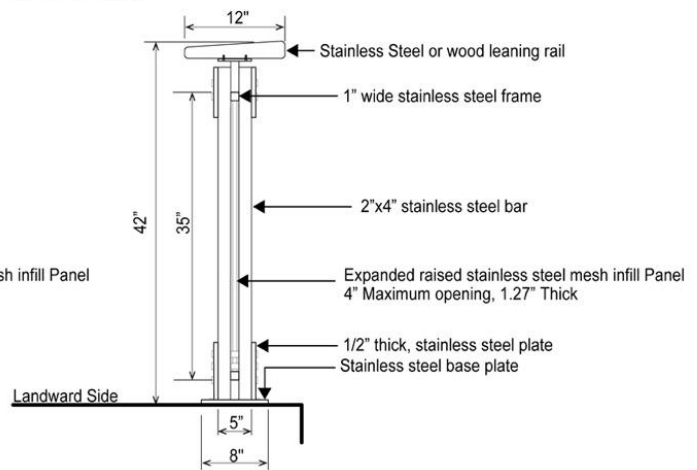


Alternate 2

**GUARDRAIL (TYPICAL)**  
Side Elevation



Alternate 1 (top rail)



Alternate 2 (leaning rail)

All guardrail components and hardware shall be in unpainted stainless steel and shall conform to any additional standards set forth by DPR.

**139-542 - Special design standards for seating**

LAST AMENDED  
11/23/2021

The design requirements of paragraph (b) of Section [62-62](#) (Design Requirements for Shore Public Walkways and Supplemental Public Access Areas) and the design reference standards of [62-652](#) (Seating) shall be modified as follows:

(a) Design feature seating

Planter ledges, seating walls, and seating steps may be provided, and shall be limited to 50 percent of the required seating. Walls and planter ledges shall be flat and smooth with at least one inch radius rounded edges.

(b) Seating depth

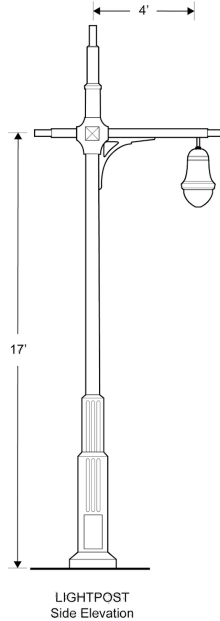
For all #waterfront public access areas#, the minimum seat depth requirement of paragraph (b) of Section [62-652](#) shall be modified to 16 inches.

**139-543 - Special design standards for lighting**

The lighting requirements of [62-653](#) (Lighting) shall be modified such that an average maintained level of illumination not less than 0.5 horizontal foot candle (lumens per foot) shall be provided throughout all walkable areas, and the average illumination to minimum foot candle uniformity ratio shall be no greater than 6:1 within any waterfront public access area#.

In addition, fixtures providing the required lighting along any public access area shall comply with the lightpost illustration in this Section, or shall be of a comparable design which is the minimum modification needed. Where modification is sought, it shall be deemed suitable by the Chairperson of the City Planning Commission in consultation with the by the New York City Department of Transportation (DOT).

Fixtures providing supplemental lighting beyond the requirements of this Section need not comply with this illustration.



The lightpost shall conform to the street lighting standard drawings for a 17 foot “TBTA” short pole with “Tear Drop Luminaire” set forth by the DOT.

### 139-544 - Special design standards for planting

The design requirements of paragraph (c)(1) of Section [62-62](#) (Design Requirements for Shore Public Walkways and Supplemental Public Access Areas) and the design reference standards of Section [62-655](#) (Planting and trees) shall be modified as follows:

(a) Reduction in planting requirement

An area equal to at least 35 percent of the area of the #shore public walkway# and #supplemental public access area# shall be planted. Such planting area may be reduced to 30 percent if an amenity is provided in accordance with the following tables:

TABLE 1

Amenity	Reduction per feature (in square feet)
Picnic tables	22 square feet
Historic interpretation elements	20 square feet
Public art pieces	100 square feet
Fountains and water features	150 square feet

TABLE 2

Amenity	Ratio of reduction to size of feature (in square feet)
Active recreation courts	1:1
Tot-lots and playgrounds	1:1
Dog runs	1:1
Boat or kayak launches	1:1.5
Interactive water features	1:1.5

(b) Shade tree substitution

Where shade trees are required, no more than one required shade tree may be substituted by a shading element covering at least 450 square feet, when viewed in plan.

---

**139-545 - Special design standards for paving**

---

LAST AMENDED  
11/23/2021

The design reference standards of Section [62-656](#) (Paving) shall be modified as follows:

(a) #Upland connections#

Paving for driveways and pedestrian paths located within Type 2 #upland connections# shall be subject to the “shared street” standards of the New York City Department of Transportation for roadbeds and sidewalks.

In addition, where a Type 2 #upland connection# is provided with a vehicular turnaround, the paved area of the vehicular turnaround shall be designed with at least two different paving materials, or a single material with at least two different unit paver or slab sizes.

(b) Dimensional requirements

The maximum sizes for unit pavers or concrete slabs shall not apply.